

In-Ground Pool Information

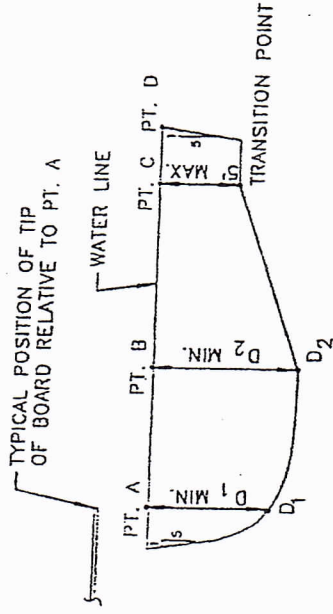


Figure 421.11
MINIMUM WATER DEPTHS AND DISTANCES BASED ON BOARD HEIGHT FOR PUBLIC AND PRIVATE POOLS

Table 421.11(1)
MINIMUM WATER DEPTHS AND DISTANCES BASED ON BOARD HEIGHT FOR PUBLIC POOLS

Board height	Minimum depth ^a at D ₁ directly under end of board	Distance ^a between D ₁ and D ₂	Minimum depth ^a at D ₂
2'2" (2/3 meter)	7'0"	8'0"	8'6"
2'6" (3/4 meter)	7'6"	9'0"	9'0"
3'0" (1 meter)	8'6"	10'0"	10'0"
3'6" (1.1 meter)	11'0"	10'0"	12'0"

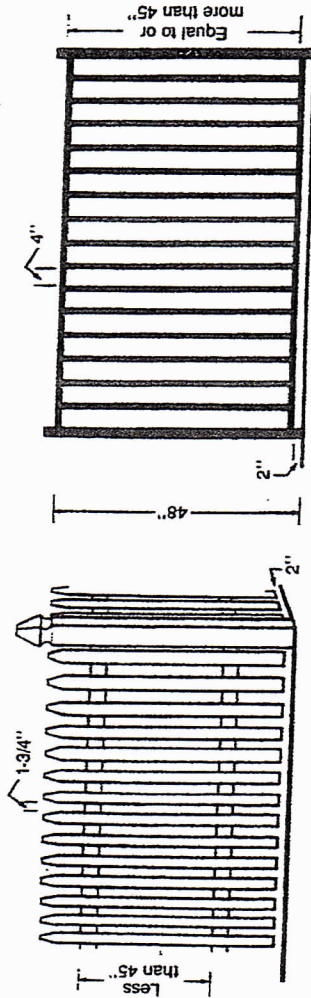
Note a. 1 foot = 304.8 mm.

Table 421.11(2)
MINIMUM WATER DEPTHS AND DISTANCES BASED ON BOARD HEIGHT FOR PRIVATE POOLS

Board height	Minimum depth ^a at D ₁ directly under end of board	Distance ^a between D ₁ and D ₂	Minimum depth ^a at D ₂
1'8" (1/2 meter)	6'0"	7'0"	7'6"
2'2" (2/3 meter)	6'10"	7'6"	8'0"
2'6" (3/4 meter)	7'5"	8'0"	8'0"
3'4" (1 meter)	8'6"	9'0"	9'0"

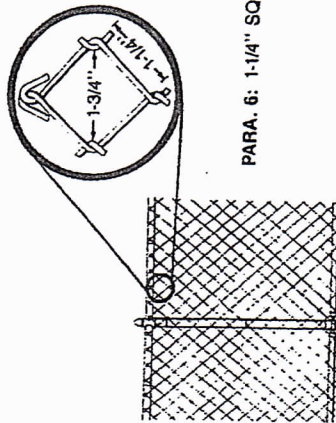
Note a. 1 foot = 304.8 mm.

Fence Depictions

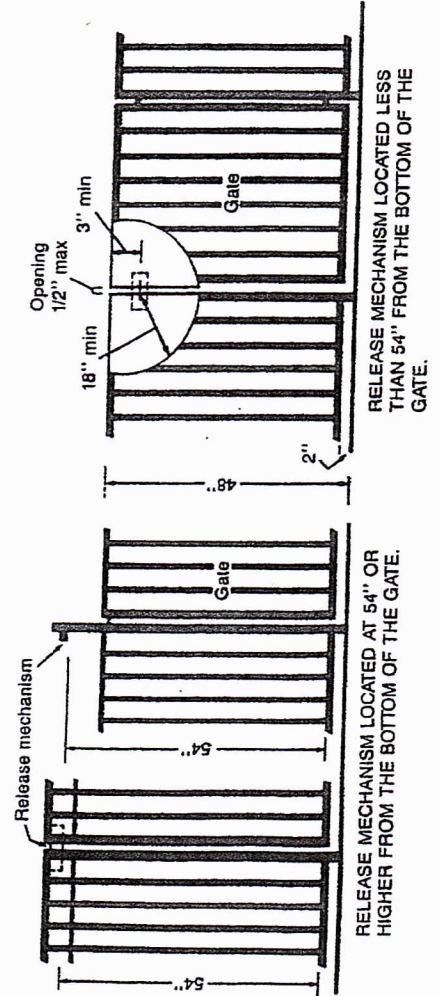


PARA. 4: IF HORIZONTAL MEMBERS ARE LESS THAN 45" APART, VERTICAL SPACING SHALL NOT EXCEED 1-3/4".

PARA. 5: IF HORIZONTAL MEMBERS ARE EQUAL TO OR MORE THAN 45" APART, VERTICAL SPACING SHALL NOT EXCEED 4".



PARA. 6: 1-1/4" SQUARE CHAIN LINK MESH.



RELEASE MECHANISM LOCATED AT 54" OR HIGHER FROM THE BOTTOM OF THE GATE.

RELEASE MECHANISM LOCATED LESS THAN 54" FROM THE BOTTOM OF THE GATE.